


- 1 Top mattress
- 2 Stretch fabric
- 3 Cover
- 4 Padding (latex 4 cm)
- 5 Padding (polyurethane foam, 7 cm, density: 25 kg/m³)
- 6 Pocket springs (5 zones, height: 14 cm)
- 7 Padding (polyurethane foam, 1,5 cm, density: 25 kg/m³)
- 8 Padding (polyurethane foam, 7 cm, density: 25 kg/m³)
- 9 Pocket springs (height: 9 cm)
- 10 Plywood 12 mm
- 11 Bed frame (solid spruce, height: 12 cm, cross section: 40x120 mm)



Flex 2 Diamond Electric adjustable bed

Construction:

Frame: solid wood

Spring: double spring system (pocket)

Firmness: medium, firm, extra firm

Top mattress: foam, memory foam, latex

Slide Back mechanism: moves your bed backwards whilst the head section of the bed rises

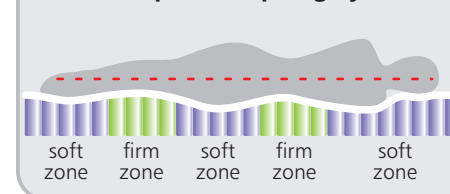
Wireless remote control

Cover: large selection in different price groups

Dimensions:

Length \ Width	200	210
80	●	●
90	●	●
105	●	
120	●	

5 zone pocket spring system



Legs



Wooden leg

Height: 10 cm, 14 cm, 20 cm, 24 cm



Wooden leg with aluminium



Round aluminium leg



Aluminium leg Champagne

Height: 12 cm, 20 cm

Color options




Birch



Brown



Wenge



White



Oiled oak