

# Flex 2 Rubin

Electric adjustable bed

## Construction:

**Frame:** solid wood

**Spring:** double spring system (pocket)

**Firmness:** medium, firm, extra firm

**Top mattress:** foam, memory foam, latex

**Slide Back mechanism:** moves your bed backwards whilst the head section of the bed rises

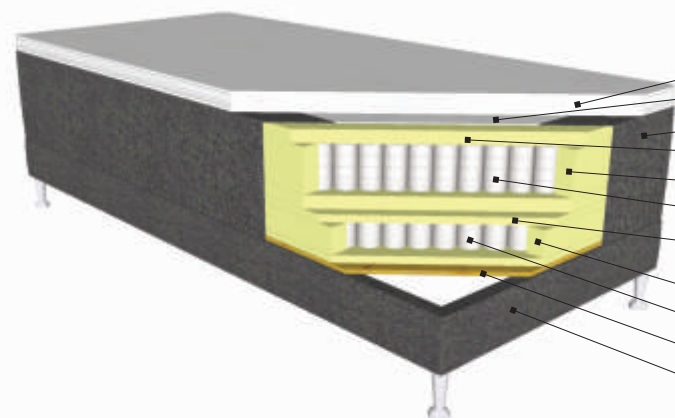
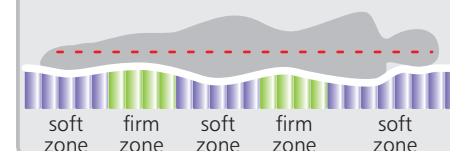
**Wireless remote control**

**Cover:** large selection in different price groups

## Dimensions:

Length \ Width	200	210
80	●	●
90	●	●
105	●	
120	●	

## 5 zone pocket spring system



- 1 Top mattress
- 2 Stretch fabric
- 3 Cover
- 4 Padding (latex 3 cm)
- 5 Padding (polyurethane foam, 7 cm, density: 25 kg/m<sup>3</sup>)
- 6 Pocket springs (5 zones, height: 12 cm)
- 7 Padding (polyurethane foam, 1,5 cm, density: 25 kg/m<sup>3</sup>)
- 8 Padding (polyurethane foam, 7 cm, density: 25 kg/m<sup>3</sup>)
- 9 Pocket springs (height: 9 cm)
- 10 Plywood 12 mm
- 11 Bed frame (solid spruce, height: 12 cm, cross section: 40x120 mm)

## Legs



Wooden leg

Height: 10 cm, 14 cm, 20 cm, 24 cm



Wooden leg with aluminium



Round aluminium leg



Aluminium leg Champagne

Height: 12 cm, 20 cm

## Color options




Birch



Brown



Wenge



White



Oiled oak